GVSU TRANSPORTATION SERVICES

ANNUAL GVSU RIDERSHIP REPORT

Fiscal Year 2015

GVSU accounted for 2,898,032 rides on the Rapid in FY15!



RIDERSHIP TOTALS

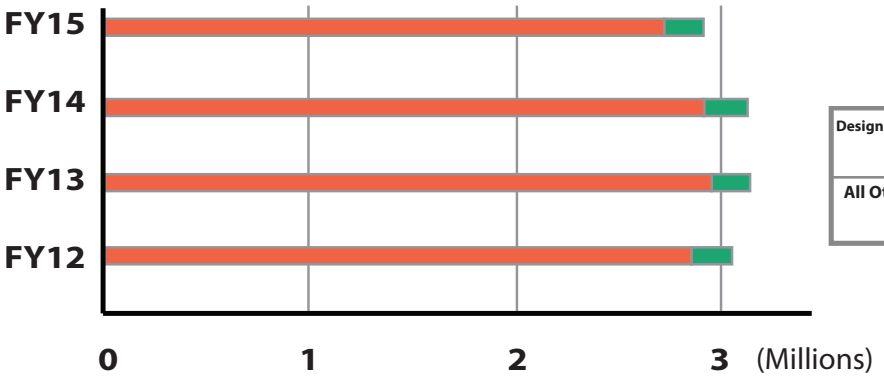

	FY15	FY14	FY13	FY12
Designated Routes	2,681,780	2,916,942	2,963,512	2,866,316
All Other Routes	216,252	225,498	201,182	183,358

ANNUAL RIDERSHIP BY DESIGNATED ROUTE

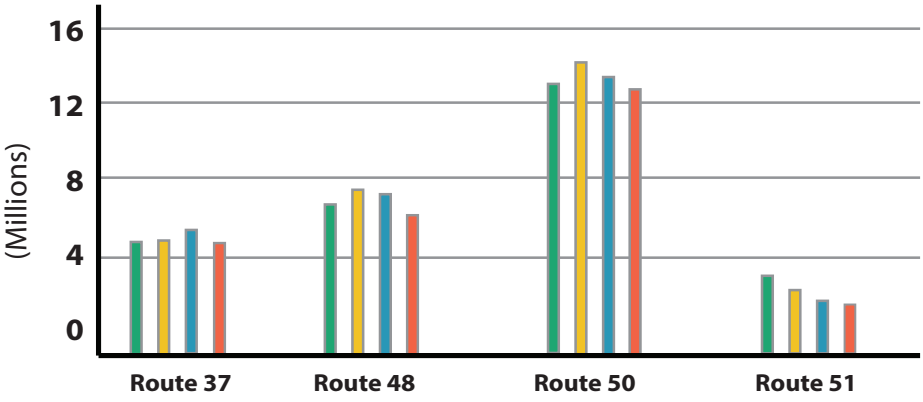

	Route 37	Route 48	Route 50	Route 51
FY12	471,084	701,913	1,389,329	303,990
FY13	477,853	760,200	1,463,640	261,819
FY14	525,435	753,234	1,416,188	222,085
FY15	456,220	646,833	1,356,805	221,922
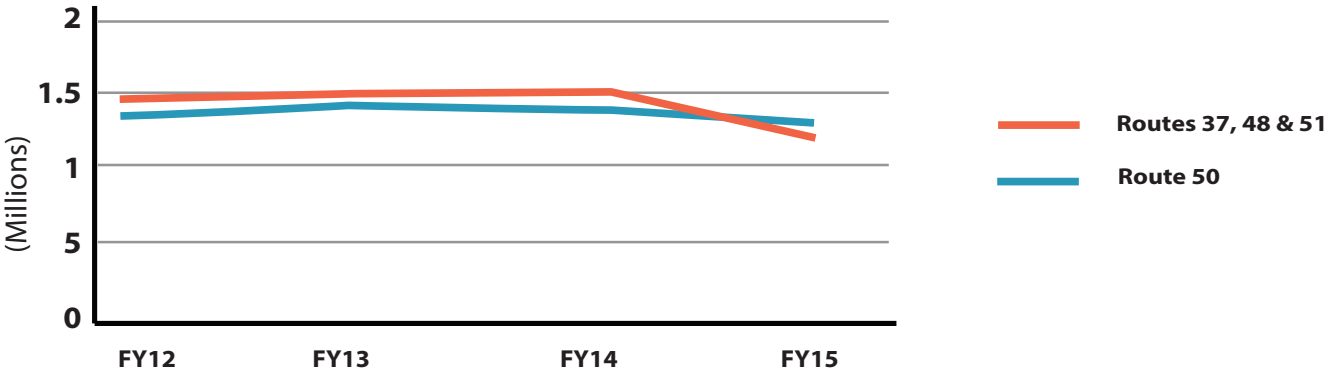
DESIGNATED ROUTE TRENDS