



## 2022 - 2023 Alumni Year-Out Employment Data

Data from the Michigan Department of Education (MDE)

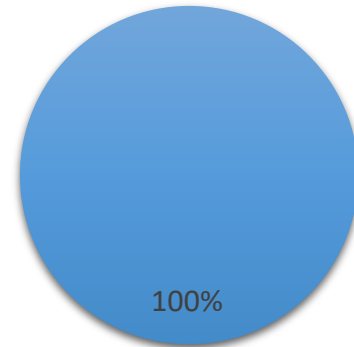
**Responses from GVSU Fall 2021 and Winter 2022 Program Completers (N = 54).**

### Contents

Did you obtain employment in a school setting? .....	2
Did you obtain employment within Michigan? .....	2
Did you obtain or continue employment in the school district where you completed your internship/alternative route placement (i.e. student teaching, residency program)? .....	3
Did you obtain employment in a teaching position?.....	3

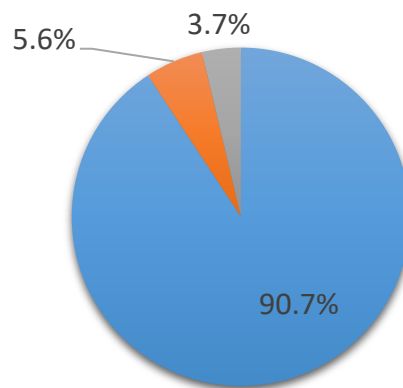
### Did you obtain employment in a school setting?

	Number	Percentage
Yes	55	100%
No	0	0%
<b>Total</b>	<b>55</b>	<b>100%</b>



### Did you obtain employment within Michigan?

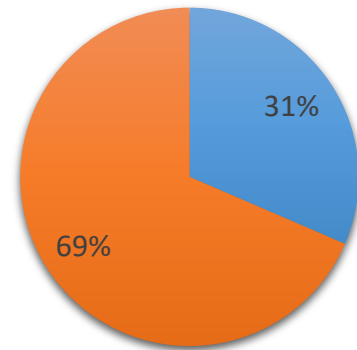
	Number	Percentage
Yes, and plan to remain in Michigan.	49	90.7%
No, but intend to seek employment within Michigan.	3	5.6%
No, and do not intend to seek employment within Michigan.	2	3.7%
<b>Total</b>	<b>54</b>	<b>100.0%</b>



NOTE: N = 54. MDE Survey conducted in 2022. Data distributed by MDE in 2023.  
Data analyzed by Grand Valley State University CECEI Office of Certification and Accreditation.

Did you obtain or continue employment in the school district where you completed your internship/alternative route placement (i.e. student teaching, residency program)?

	Number	Percentage
Yes	17	31%
No	37	69%
<b>Total</b>	<b>54</b>	<b>100%</b>



Did you obtain employment in a teaching

	Number	Percentage
Yes	54	100%
No	0	0%
<b>Total</b>	<b>54</b>	<b>100%</b>

