

## 2022-23 School Performance Report

Byron Center Charter School



### Grade Configuration

K-12 (K-12 Contract)

### Current Contract Term Length

5 years (2025)

### Education Service Provider

Axios (HR)

### Location

9930 Burlingame Ave SW, Byron Center, MI 49315

### Board President

Pamela Anderson

### Board Members

David Van Ee, David Bolt, Nathan VanDussen, Troy Hooker

### Summary

Byron Center Charter School opened in 1996 to provide families with an option focused on fundamental academics and character development. The academy offers kindergarten through 12th grade at one location just south of metro Grand Rapids. The academy believes a safe, disciplined, and academically challenging environment can be achieved with smaller class sizes, and is committed to ensuring a low student/teacher ratio is maintained.

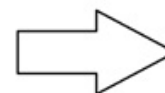
### Highlights

The academy emphasizes academics, personal connections and development of positive character traits.

The academy engages in monthly school-wide student recognition and award assemblies.

### CSO Capacity Analysis

Byron Center Charter School continues to demonstrate solid academic, fiscal, and organizational performance. The CSO has observed that the academy's personalized instruction and small class sizes create a learning environment that is attractive to both parents and students. The CSO has observed that the academy board and school leadership are aligned, which has helped the academy retain a committed leadership team that remains faithful to academy's mission. Academically, the school continues to outperform its peer schools on the M-STEP proficiency, but has started to see mixed results with student growth. The CSO has confidence that BCCS has the capacity to sustain and improve its educational program during the remaining term of its charter contract.



## 2022-23 School Performance Report

Byron Center Charter School



### 2022-23 State Assessment Results

|                        |                         |                                 |
|------------------------|-------------------------|---------------------------------|
| <b>2023 M-STEP ELA</b> | <b>2023 M-STEP Math</b> | <b>2023 M-STEP All Subjects</b> |
| 53%                    | 45%                     | 49%                             |
| <b>2023 SAT EBRW</b>   | <b>2023 SAT Math</b>    | <b>2023 SAT Total Score</b>     |
| NA                     | NA                      | NA                              |

M-STEP proficiency on a scale of 0-100% and SAT EBRW and Math on a scale of 0-800 and SAT Total Score on a scale of 0-1600.

**Education Goals:** Difference between the academy and statistically similar schools on M-STEP Proficiency, SAT Total Score and Student Growth Percentile (SGP).

\*Data Disclaimers:

\*on Title: Grade levels for which growth data are available for 2021-22 are limited due to no state testing in 2019-20 and low participation in state testing in 2020-21. Elementary grades did not receive a growth score.

\*on Data: Data Suppression

|                      |                       |                      |
|----------------------|-----------------------|----------------------|
| <b>2021 M-STEP</b>   | <b>2022 M-STEP</b>    | <b>2023 M-STEP</b>   |
| 15                   | 8                     | 8                    |
| <b>2021 SAT</b>      | <b>2022 SAT</b>       | <b>2023 SAT</b>      |
| NA*                  | 38                    | NA*                  |
| <b>2021 ELA SGP</b>  | <b>2022 ELA SGP*</b>  | <b>2023 ELA SGP</b>  |
| 0.9                  | 8.1                   | -5.9                 |
| <b>2021 Math SGP</b> | <b>2022 Math SGP*</b> | <b>2023 Math SGP</b> |
| -1.4                 | 4.1                   | -8.0                 |



## 2022-23 School Performance Report

Byron Center Charter School



### Roster of Statistically Similar Schools\*

Robert L. Nickels Intermediate School, 1.88mi  
Byron Center High School, 1.89mi  
Creative Technologies Academy, >2mi  
FlexTech High School, >2mi  
Beaver Island Community School, >2mi  
Dryden Elementary School, >2mi  
Dryden High School, >2mi  
Leelanau Montessori Public School Academy, >2mi  
Whitmore Lake Elementary School, >2mi  
Whitmore Lake High School, >2mi

\*List of school buildings determined once every 3 years by GVSU to be the most geographically, demographically, socioeconomically and programmatically similar to the school.

### 2022-23 Test Participation Rate

99.0%

Schools below 95% (federal requirement) participation rate are indicated in red.

### 2022-23 School Index (Percentile Rank)

84.24

Schools below the 2022-23 School Index Threshold of 31.77 are indicated in red.

### 2022-23 School Index Support Category

NA

### Compliance Reporting Condition

Exceeds Standard

Exceeds Standards: At least 95% of board and school documents (combined) submitted to Epicenter on time

Meets Standards: At least 85% of board and school documents (combined) submitted to Epicenter on time

Does Not Meet Standards: Less than 85% board and school documents (combined) submitted to Epicenter on time

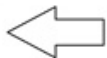
### Financial Condition

Exceeds Standard

Exceeds Standards: Submitted to Epicenter on-time, unqualified opinion, and no significant deficiencies or material weaknesses

Meets Standards: Submitted to Epicenter on-time, unqualified opinion, one or two significant deficiencies, and no material weaknesses

Does Not Meet Standards: Late submission to Epicenter, unqualified, one or more material weaknesses or more than two significant deficiencies, OR qualified opinion



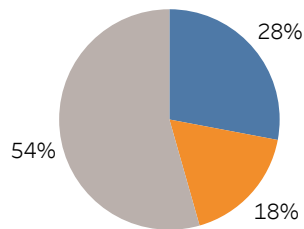
## 2022-23 School Performance Report

Byron Center Charter School



### 2022-23 Student Resident Districts

### Student Resident Districts Legend



Blue: Wayland Union Schools 28%  
Orange: Wyoming Public Schools 18%  
Gray: Others 54%

### 2022-23 Attendance Rate

95%

### 2022-23 Free and Reduced Lunch

45%

### 2022-23 Special Education Enrollment

13%

### 2022-23 English Language Learners

NA\*

### 3 Year Enrollment

