

2022-23 School Performance Report

Crossroads Charter Academy Middle/High



Grade Configuration

6-12 (K-12 Contract)

Current Contract Term Length

3 years (2025)

Education Service Provider

CS Partners

Location

215 Spruce St W, Big Rapids, MI 49307

Board President

Dominic Pace

Board Members

Andrew Peterson, Angela Buys, Suzanne Finney

CSO Capacity Analysis

Crossroads Charter Academy has completed the first year of a 3-year charter term with mixed results. The CSO has observed that Project Based Learning continues to engage students and staff in some grades but requires greater investment to achieve fidelity in all grades. The decline in enrollment continues to challenge the academy's organization to address its core mission. The CSO is encouraged that a plan is in place to regain the academy's footing in the local community. The academy has new leadership in place that is taking an aggressive approach to meeting the conditions of the charter contract. Overall, the CSO is confident that the academy leadership and board understand that improved academic performance must be evidenced at the end of the 23-24 academic year in order to remain a viable educational option for students and families.

Summary

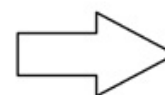
Crossroads Charter Academy exists to cultivate a community of lifelong learners with courage, resolve, and strength of character. The academy has been serving students in the Big Rapids area since the start of the 1998-1999 school year. The district consists of two buildings; the elementary building serves students in kindergarten through fifth grade, and the secondary building serves students in grades 6-12.

Highlights

The academy had the highest 5-year average SAT score in the ISD.

The academy is implementing Project Based Learning (PBL) strategies for instruction, evaluation, and application.

The academy held its first project showcase involving both CCA buildings.



2022-23 School Performance Report

Crossroads Charter Academy Middle/High



2022-23 State Assessment Results

2023 M-STEP ELA 34%	2023 M-STEP Math 30%	2023 M-STEP All Subjects 33%
2023 SAT EBRW 500	2023 SAT Math 466.6	2023 SAT Total Score 966.70

M-STEP proficiency on a scale of 0-100% and SAT EBRW and Math on a scale of 0-800 and SAT Total Score on a scale of 0-1600.

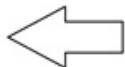
Education Goals: Difference between the academy and statistically similar schools on M-STEP Proficiency, SAT Total Score and Student Growth Percentile (SGP).

*Data Disclaimers:

*on Title: Grade levels for which growth data are available for 2021-22 are limited due to no state testing in 2019-20 and low participation in state testing in 2020-21. Elementary grades did not receive a growth score.

*on Data: Data Suppression

2021 M-STEP 4	2022 M-STEP -3	2023 M-STEP -2
2021 SAT -17	2022 SAT NA*	2023 SAT 38
2021 ELA SGP -1.4	2022 ELA SGP* 2.9	2023 ELA SGP -2.5
2021 Math SGP 3.2	2022 Math SGP* 3.9	2023 Math SGP 7.2



2022-23 School Performance Report

Crossroads Charter Academy Middle/High



Roster of Statistically Similar Schools*

Big Rapids Middle School, 0.41mi
Big Rapids High School, 1.62mi
Colon High School, >2mi
Grand River Preparatory High School, >2mi
Munising High and Middle School, >2mi
River Valley Middle/High School, >2mi
Suttons Bay Senior High School, >2mi

*List of school buildings determined once every 3 years by GVSU to be the most geographically, demographically, socioeconomically and programmatically similar to the school.

2022-23 Test Participation Rate

95.0%

Schools below 95% (federal requirement) participation rate are indicated in red.

2022-23 School Index (Percentile Rank)

77.54

Schools below the 2022-23 School Index Threshold of 31.77 are indicated in red.

2022-23 School Index Support Category

NA

Compliance Reporting Condition

Exceeds Standard

Exceeds Standards: At least 95% of board and school documents (combined) submitted to Epicenter on time

Meets Standards: At least 85% of board and school documents (combined) submitted to Epicenter on time

Does Not Meet Standards: Less than 85% board and school documents (combined) submitted to Epicenter on time

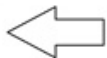
Financial Condition

Exceeds Standard

Exceeds Standards: Submitted to Epicenter on-time, unqualified opinion, and no significant deficiencies or material weaknesses

Meets Standards: Submitted to Epicenter on-time, unqualified opinion, one or two significant deficiencies, and no material weaknesses

Does Not Meet Standards: Late submission to Epicenter, unqualified, one or more material weaknesses or more than two significant deficiencies, OR qualified opinion



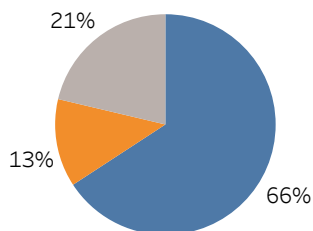
2022-23 School Performance Report

Crossroads Charter Academy Middle/High



2022-23 Student Resident Districts

Student Resident Districts Legend



Blue: Big Rapids Public Schools 66%
 Orange: Reed City Area Public Schools 13%
 Gray: Others 21%

2022-23 Attendance Rate

93%

2022-23 Free and Reduced Lunch

57%

2022-23 Special Education Enrollment

13%

2022-23 English Language Learners

NA*

3 Year Enrollment

