

2022-23 School Performance Report

Detroit Enterprise Academy



Grade Configuration

K-8 (K-8 Contract)

Current Contract Term Length

7 years (2026)

Education Service Provider

National Heritage Academies

Location

11224 Kercheval St, Detroit, MI 48214

Board President

Steven Wade

Board Members

Jamita Lewis, David Rudolph, Kwame Simmons, Cortnie Squirewell

Summary

Detroit Enterprise Academy is proud to rest in the heart of Detroit with students and staff serving as excellent examples of the strong pride displayed in the city. The academy holds firm the idea that it must continue to work to be the best it can possibly be and help improve the city's future generations.

Highlights

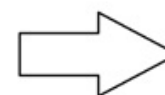
8th grade students participated in the academy's first-ever 3-day HBCU field trip visiting Clark University, Spelman College, and Morehouse College in Atlanta, Georgia.

6th and 7th grade students visited Mackinac Island on a guided tour for an extended day field trip experience. All students participated in off campus field experiences.

Nearly half of Detroit Enterprise Academy's 8th graders were accepted into Detroit's highly-sought, test-in high schools.

CSO Capacity Analysis

Detroit Enterprise has consistently demonstrated organizational and fiscal strength while, academically, outperforming its peer schools on the M-STEP. The academy's educational program is based on intentional use of best practices related to analyzing data to inform instruction and meet the individual needs of students. Incorporating additional resources, such as Moral Focus curriculum and Social Emotional Learning (SEL), has been observed to enhance academic success at the school. The CSO has observed that the academy continues to consistently meet annual enrollment targets. The CSO has observed that better alignment between the governing board and leadership team related to the shared mission and vision for the school is needed. In total, the CSO is confident that the academy will be able to sustain and improve its educational program during the remaining term of its charter contract.



2022-23 School Performance Report

Detroit Enterprise Academy



2022-23 State Assessment Results

2023 M-STEP ELA	2023 M-STEP Math	2023 M-STEP All Subjects
40%	31%	27%
2023 SAT EBRW	2023 SAT Math	2023 SAT Total Score
NA	NA	NA

M-STEP proficiency on a scale of 0-100% and SAT EBRW and Math on a scale of 0-800 and SAT Total Score on a scale of 0-1600.

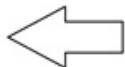
Education Goals: Difference between the academy and statistically similar schools on M-STEP Proficiency, SAT Total Score and Student Growth Percentile (SGP).

*Data Disclaimers:

*on Title: Grade levels for which growth data are available for 2021-22 are limited due to no state testing in 2019-20 and low participation in state testing in 2020-21. Elementary grades did not receive a growth score.

*on Data: Data Suppression

2021 M-STEP	2022 M-STEP	2023 M-STEP
-8	6	2
2021 SAT	2022 SAT	2023 SAT
NA	NA	NA
2021 ELA SGP	2022 ELA SGP*	2023 ELA SGP
-7.2	-1.1	14.9
2021 Math SGP	2022 Math SGP*	2023 Math SGP
-0.6	8.4	13.5



2022-23 School Performance Report

Detroit Enterprise Academy



Roster of Statistically Similar Schools*

Hutchinson Elementary-Middle School, 0.51mi
Barack Obama Leadership Academy, 1.07mi
Nichols Elementary-Middle School, 1.30mi
Carstens Elementary-Middle School, 1.33mi
Detroit Merit Charter Academy, 1.71mi
The James and Grace Lee Boggs School, 1.80mi
Moses Field Center, 1.84mi
Detroit Prep, >2mimi

*List of school buildings determined once every 3 years by GVSU to be the most geographically, demographically, socioeconomically and programmatically similar to the school.

2022-23 Test Participation Rate

96.0%

Schools below 95% (federal requirement) participation rate are indicated in red.

2022-23 School Index (Percentile Rank)

78.45

Schools below the 2022-23 School Index Threshold of 31.77 are indicated in red.

2022-23 School Index Support Category

NA

Compliance Reporting Condition

Exceeds Standard

Exceeds Standards: At least 95% of board and school documents (combined) submitted to Epicenter on time

Meets Standards: At least 85% of board and school documents (combined) submitted to Epicenter on time

Does Not Meet Standards: Less than 85% board and school documents (combined) submitted to Epicenter on time

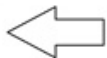
Financial Condition

Exceeds Standard

Exceeds Standards: Submitted to Epicenter on-time, unqualified opinion, and no significant deficiencies or material weaknesses

Meets Standards: Submitted to Epicenter on-time, unqualified opinion, one or two significant deficiencies, and no material weaknesses

Does Not Meet Standards: Late submission to Epicenter, unqualified, one or more material weaknesses or more than two significant deficiencies, OR qualified opinion



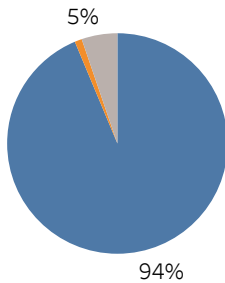
2022-23 School Performance Report

Detroit Enterprise Academy



2022-23 Student Resident Districts

Student Resident Districts Legend



Blue: Detroit Public Schools Community District 94%
 Orange: Harper Woods, The School District of the City of 1%
 Gray: Others 5%

2022-23 Attendance Rate

87%

2022-23 Free and Reduced Lunch

97%

2022-23 Special Education Enrollment

10%

2022-23 English Language Learners

NA*

3 Year Enrollment

