

## 2022-23 School Performance Report

Endeavor Charter Academy



### Grade Configuration

K-8 (K-8 Contract)

### Current Contract Term Length

5 years (2027)

### Education Service Provider

National Heritage Academies

### Location

380 Helmer Rd N, Battle Creek, MI 49037

### Board President

Nola Batch

### Board Members

Rachel Ham, Chad Kyger, Erica Brandt

### CSO Capacity Analysis

Endeavor Charter Academy demonstrates academic, fiscal, and organizational soundness. The CSO observed that the academy promotes cultural sensitivity and responsiveness to its population. The academy's educational program is based on experiential and project-based learning, which has historically resulted in the academy outperforming its peer schools on the M-STEP. The CSO has observed a strong alignment between its governing board and leadership team, and both adhere to a shared mission and vision for the school. In total the CSO is confident that the academy will be able to sustain and improve its educational program during the remaining term of its charter contract.

### Summary

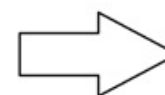
Endeavor Charter Academy opened on August 25, 1998, in Springfield, MI., with 250 students in grades K-5, increasing students yearly to what is now K-8. Endeavor Charter Academy is within the Battle Creek Public School District, drawing students from Battle Creek, Lakeview Public, Harper Creek Public, Pennfield, Gull Lake Community, and Hastings Area Schools as well as additional surrounding school districts. The academy's academic success is made possible because it excels in an outstanding Moral Focus (character building program), a rigorous academic curriculum focused on the basics, and a professional staff committed to "Challenging Each Child To Achieve...".

### Highlights

The academy celebrated its 25th year of operation.

The academy was featured on the Community Matters Radio Show and Podcast to discuss its positive impact on the Battle Creek community as a high-performing school option.

Three Endeavor teachers were recognized as Teachers of Excellence finalists.



## 2022-23 School Performance Report

Endeavor Charter Academy



### 2022-23 State Assessment Results

2023 M-STEP ELA	2023 M-STEP Math	2023 M-STEP All Subjects
38%	24%	29%
2023 SAT EBRW	2023 SAT Math	2023 SAT Total Score
NA	NA	NA

M-STEP proficiency on a scale of 0-100% and SAT EBRW and Math on a scale of 0-800 and SAT Total Score on a scale of 0-1600.

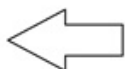
**Education Goals:** Difference between the academy and statistically similar schools on M-STEP Proficiency, SAT Total Score and Student Growth Percentile (SGP).

\*Data Disclaimers:

\*on Title: Grade levels for which growth data are available for 2021-22 are limited due to no state testing in 2019-20 and low participation in state testing in 2020-21. Elementary grades did not receive a growth score.

\*on Data: Data Suppression

2021 M-STEP	2022 M-STEP	2023 M-STEP
0	8	11
2021 SAT	2022 SAT	2023 SAT
NA	NA	NA
2021 ELA SGP	2022 ELA SGP*	2023 ELA SGP
-1.1	2.2	5.8
2021 Math SGP	2022 Math SGP*	2023 Math SGP
-4.7	6.3	3.5



## 2022-23 School Performance Report

Endeavor Charter Academy



### Roster of Statistically Similar Schools\*

Valley View Elementary School, 0.41mi  
Springfield Middle School, 0.50mi  
Battle Creek Montessori Academy, 0.93mi  
Prairieview School, 1.74mi  
Northwestern Middle School, 1.81mi  
Lansing Charter Academy, >2mi  
Madison-Carver Academy, >2mi  
Reach Charter Academy, >2mi

\*List of school buildings determined once every 3 years by GVSU to be the most geographically, demographically, socioeconomically and programmatically similar to the school.

### 2022-23 Test Participation Rate

96.0%

Schools below 95% (federal requirement) participation rate are indicated in red.

### 2022-23 School Index (Percentile Rank)

70.64

Schools below the 2022-23 School Index Threshold of 31.77 are indicated in red.

### 2022-23 School Index Support Category

NA

### Compliance Reporting Condition

Exceeds Standard

Exceeds Standards: At least 95% of board and school documents (combined) submitted to Epicenter on time

Meets Standards: At least 85% of board and school documents (combined) submitted to Epicenter on time

Does Not Meet Standards: Less than 85% board and school documents (combined) submitted to Epicenter on time

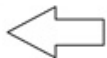
### Financial Condition

Exceeds Standard

Exceeds Standards: Submitted to Epicenter on-time, unqualified opinion, and no significant deficiencies or material weaknesses

Meets Standards: Submitted to Epicenter on-time, unqualified opinion, one or two significant deficiencies, and no material weaknesses

Does Not Meet Standards: Late submission to Epicenter, unqualified, one or more material weaknesses or more than two significant deficiencies, OR qualified opinion



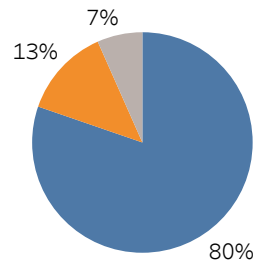
## 2022-23 School Performance Report

Endeavor Charter Academy



### 2022-23 Student Resident Districts

### Student Resident Districts Legend



Blue: Battle Creek Public Schools 80%  
 Orange: Lakeview Sch. District (Calhoun) 13%  
 Gray: Others 7%

### 2022-23 Attendance Rate

89%

### 2022-23 Free and Reduced Lunch

87%

### 2022-23 Special Education Enrollment

13%

### 2022-23 English Language Learners

7%

### 3 Year Enrollment

