


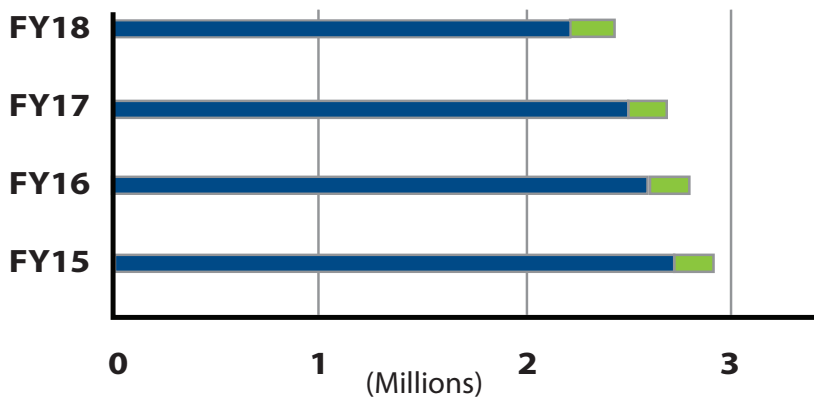
# GVSU TRANSPORTATION SERVICES ANNUAL GVSU RIDERSHIP REPORT

## Fiscal Year 2018

GVSU accounted for 2,309,337 rides on the Rapid in FY18!

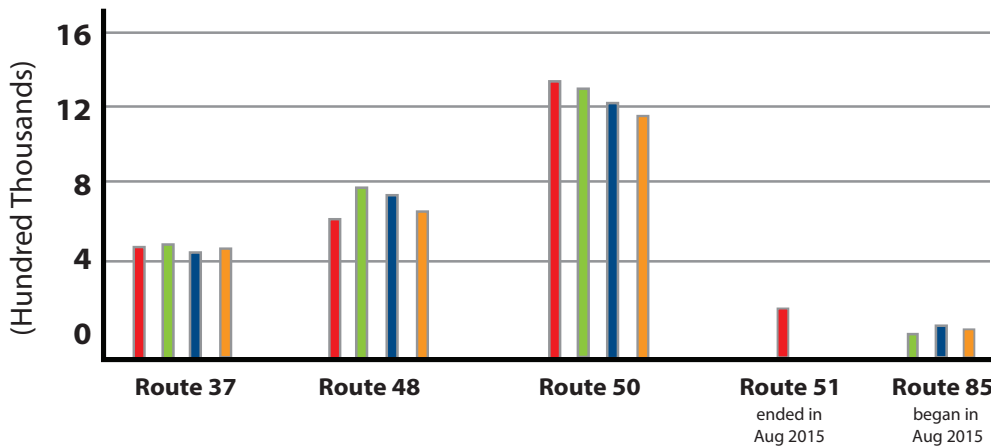


### Ridership Totals



	FY18	FY17	FY16	FY15
Designated Routes	2,170,907	2,490,337	2,614,071	2,681,780
All Other Routes	138,430	154,891	179,898	216,252

### Annual Ridership by Designated Route



	Route 37	Route 48	Route 50	Route 51	Route 85
FY15	456,220	646,833	1,356,805	221,922	N/A
FY16	466,681	765,859	1,303,372	N/A	71,820
FY17	435,086	761,484	1,207,515	N/A	86,252
FY18	437,648	590,230	1,016,881	N/A	77,351

### Designated Route Trends

